

Turmdrehkran

Tower crane

Żuraw wieżowy

KR 96-6

CE

Technische daten:

Technical data:
Dane techniczne:

Max. Traglast 6.0 t

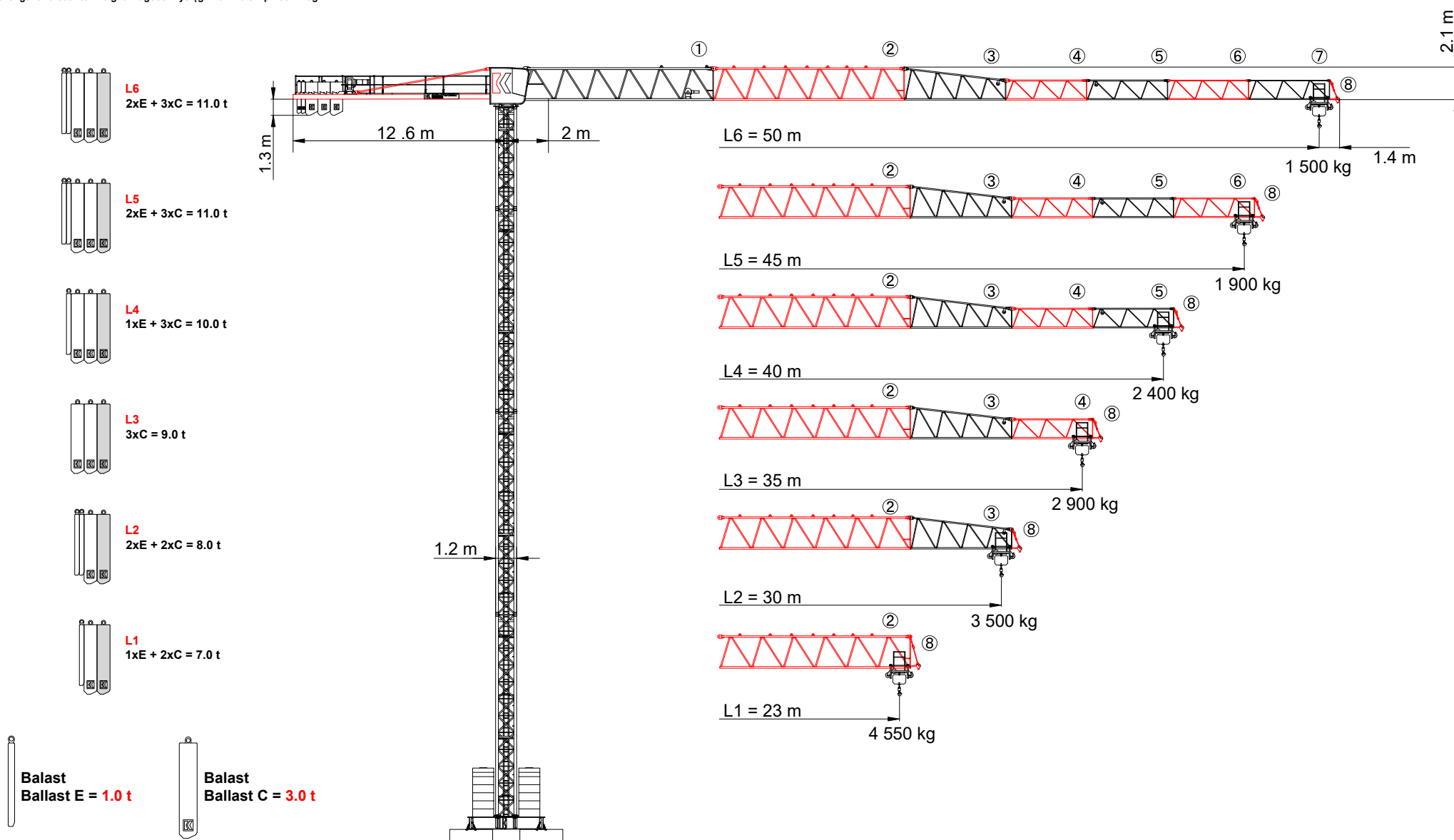
Max. capacity
Maks. udźwig

Max. Ausladung 50 m

Max. jib length
Maks. wysięg

Ausladung und Tragfähigkeit

Jib length and counter-weight/Długości wysięgników i bloki przeciwwagi

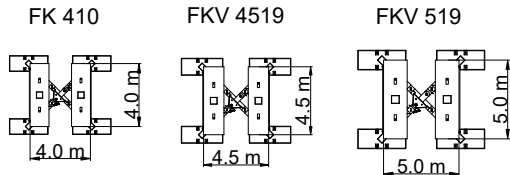


Hubhöhen für Windzone C25

Combination of tower sections, hook heights, types of bases, wind zone C25/Wysokości podnoszenia, rodzaje posadowienia i systemy wieży dla strefy C25

Fundamentkreuz

Cross bases/Podstawy krzyżowe

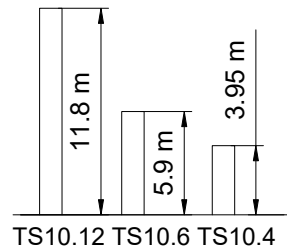


Fundamentballast (BF) 4.0 t

Foundation ballast/Balasty fundamentowe

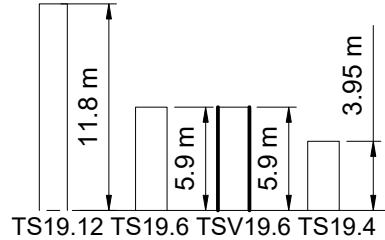
Turmsystem TS10

Tower system/System wieży



Turmsystem TS19

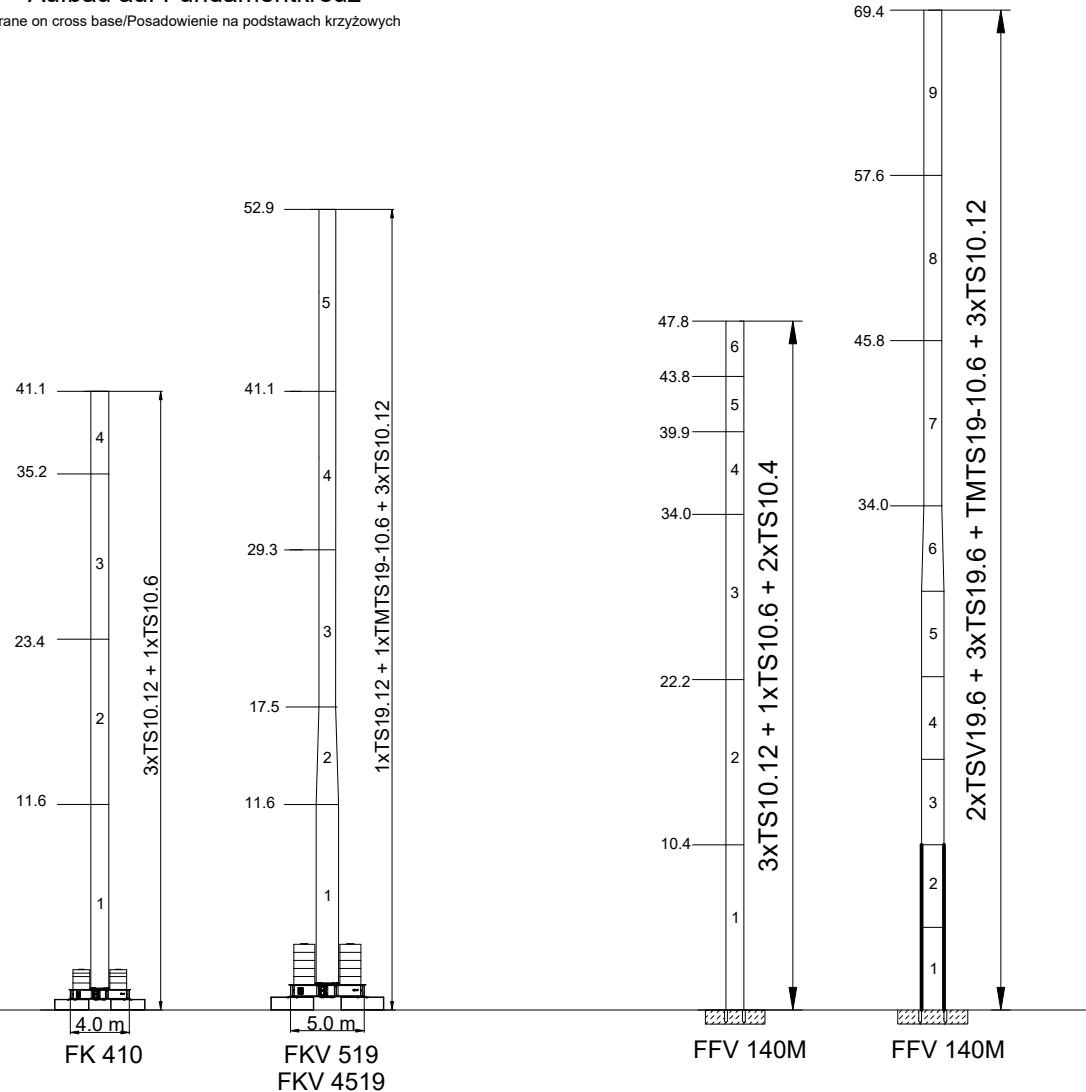
Tower system/System wieży



Turmelemente dürfen untereinander getauscht werden.
TS type tower sections can be used interchangeably.
Wstawki wieży typu TS można stosować zamiennie.

Aufbau auf Fundamentkreuz

Crane on cross base/Posadowienie na podstawach krzyżowych

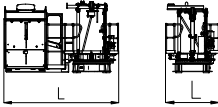
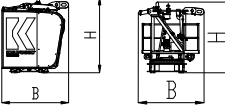
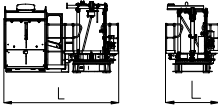
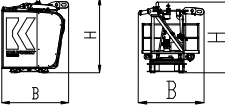




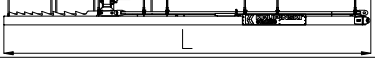
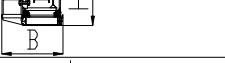
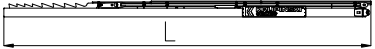






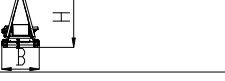
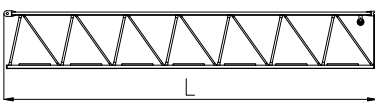

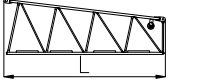





Aufbau auf Fundamentanker

Crane on foundation anchors/Posadowienie na kotwach traconych

Kolli-Liste

Packing list/Lista elementów

Pos. Item Lp.	Ans Qty. Ilość	Teil Element Element			L [m]	B [m]	H [m]	Gewicht* Weight* Waga* [kg]	
1	1	Drehbühne kpl. Complete slewing platform Kompletna obrotnica							
					große Kabine big cabin / duża kabina	4.2	2.5	2.8	3920
					kleine Kabine small cabin / mała kabina	3.2	2.3	2.8	3300
					ohne Kabine no cabin / bez kabiny	2.0	2.2	2.8	2600
1a	1	Drehbühne Slewing platform Obrotnica			1.9	2.4	2.8	2267	
1b	1	Große Kabine Big cabin Kabina duża			2.9	2.3	2.5	1653	
2.1	1	Gegenausleger kpl Counter-jib Kompletny przeciwwyścięgnik			12.0	2.18	1.46	3000	
2.2a	1	Transportstellung Gegenausleger Folded counter-jib Złożony przeciwwyścięgnik			12.0	1.34	0.50	2100	
2.2b	1	Podest gegenausleger Side platform Podest boczny			3.19	0.73	1.37	150	
2.2c	1	Hubwinde Hoist winch Wciągarka główna			0.63	1.22	1.15	757	
3	1	Ausleger-Anlenkstück First jib section Pierwszy element wysięgnika			① 12.02	1.2	2.14	2111	
4	1	Auslegerstück Jib section Elementy wysięgnika			② 12.0	1.1	2.08	1432	
					④ 5.17	1.1	1.3	380	
					⑤ 5.13	1.1	1.26	306	
					⑥ 5.12	1.1	1.24	250	
					⑦ 5.10	1.1	1.23	197	
5	1	Ausleger-Anlenkstück Jib section Element 4. wysięgnika			③ 6.55	1.1	2.04	575	
6	1	Ausleger-Kopfstück Jib tip Element 8. wysięgnika			⑧ 1.8	1.1	0.37	64	


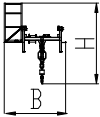
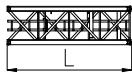

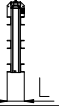
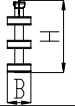
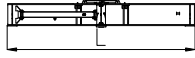
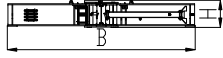



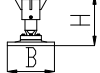


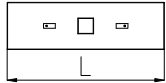



*Montagegewichte siehe Betriebsanleitung

*Mounting weights see: Manual instruction

*Ciężary montażowe patrz: Instrukcja obsługi

Kolli-Liste

Packing list/Listy elementów

Pos. Item Lp.	Ans. Qty. Ilość	Teil Element Element		L [m]	B [m]	H [m]	Gewicht* Weight* Waga* [kg]	
7	1	Laufkatze mit Fahrkorb Trolley Wodzak	 	1.6	1.87	2.52	441	
8	1	Turmelement Tower section Element wieży	 	TS10.4 TS10.6 TS10.12	3.95 5.9 11.8	1.26 1.26 1.26	1.23 1.23 1.23	1446 2088 4069
9.1	4	Fundamentfuß Foundation anchors Kotwa tracona	 	FFV140	0.4	0.4	1.12	4x137
9.2	1	Fundamentkreuz kpl. Cross base Podstawa krzyżowa	 	FK410	5.94	5.94	0.82	4335
10.1	4	Stützpyramide Pyramidal support Podpora stała	 	PS100 PS150	Ø0.5 0.6	Ø0.5 0.6	0.36 0.67	4x80 4x267
10.2	4	Stützspindel Outrigger jack Podpora regulowana	 		Ø0.4	Ø0.4	0.43	4x82
10.3	4	Fundamentballast Foundation ballast Balast fundamentowy	 	BF 4t	2.45	1.0	0.75	4x4000
11	1	Zentralballast Central ballast Balast centralny	 	BZ 5t BZ 2.5t	4.0 4.0	0.49 0.26	1.2 1.2	5000 2500
12	1	Gegenballast Counter-weight Balast przeciwwagi	 	BG C BG E	0.50 0.18	0.95 0.95	2.68 2.34	3000 1000

*Montagegewichte siehe Betriebsanleitung
 *Mounting weights see: Manual instruction
 *Ciężary montażowe patrz: Instrukcja obsługi

Traglasttabelle

Table of capacity/Tabela udźwignów

[m]	6000 [kg]	18	20	23	23.5	25	28	30	33	35	38	40	43	45	48	50
L6 - 50.0	2.0 - 15.48	5088	4527	3869	3776	3518	3086	2845	2540	2365	2137	2005	1829	1724	1584	1500
L5 - 45.0	2.0 - 16.68	5527	4923	4213	4112	3834	3368	3109	2779	2591	2345	2202	2012	1900		
L4 - 40.0	2.0 - 17.91	5966	5318	4557	4449	4151	3651	3373	3019	2817	2554	2400				
L3 - 35.0	2.0 - 18.35	6000	5464	4683	4573	4267	3755	3470	3107	2900						
L2 - 30.0	2.0 - 18.49	6000	5509	4723	4611	4304	3787	3500								
L1 - 23.5	2.0 - 18.40	6000	5477	4695	4550											

Antriebe

Data of drivers/Dane napędów

PM/T		$V = \rightarrow 0 - 85 \frac{m}{min}$	7.1 kW	400 V 50 Hz
PM/R		$V = \rightarrow 0 - 0.80 \frac{1}{min}$	4.15 kW	3 Ph
		Max. HH für: HH max. for winch type: HH max. dla wciągarki typu:	Standard Lebus	= 70 m = 140 m
Art Type/Typ PM/H 16.1 30 kW	<p>Hubgeschwindigkeit $\frac{m}{min}$ Hook velocity/Prędkość haka $\frac{m}{min}$</p>			<p>Versorgungsspannung AC Supply voltage Napięcie zasilania 300 - 480 V</p> <p>Antriebsleistung gesamt Max motor output Suma mocy silników 41.25 kW</p> <p>Anschlussleistung Connected power Moc przyłączeniowa ~49.5 kVA</p>

Nach Norm PN - EN 14439
All data refer to standard EN 14439
Zgodnie z normą EN 14439

Kran-Transport

Crane transport/Transport żurawia

Ausleger 50 m

Jib/Wysięg

Hubhöhen 33 m

Height/Wysokość

Fundamentkreuz kpl. mit Ballast

Cross base FK410 with complete ballast/Podstawa krzyżowa z kompletnym balastem



LKW-Nr. 1

TRUCK NO. 1/AUTO NR 1

Drehbühne kpl.

Complete slewing platform/Kompletna obrotnica

Gegenballast C 3x3.0t

Counter-weight C 3x3.0t/Balast przeciwwagi C 3x3.0t

Zentralballast 2x5.0t

Central ballast 2x5.0t/Balast centralny 2x5.0t

⑤ Auslegerstück

⑤ jib section/Element 5. wysięgnika

⑥ Auslegerstück

⑥ jib section/Element 6. wysięgnika

⑦ Auslegerstück

⑦ jib section/Element 7. wysięgnika

⑧ Auslegerstück

⑧ jib section/Element 8. wysięgnika

Laufkatze mit Fahrkorb

Trolley/Wodzak

LKW-Nr. 2

TRUCK NO. 2/AUTO NR 2

Zentralballast 4x5.0t

Central ballast 4x5.0t/Balast centralny 4x5.0t

Ausleger-Anlenkstück

First jib section/Element 1. wysięgnika

② Auslegerstück

② jib section/Element 2. wysięgnika

③ Auslegerstück

③ jib section/Element 3. wysięgnika

④ Auslegerstück

④ jib section/Element 4. wysięgnika

LKW-Nr. 3

TRUCK NO. 3/AUTO NR 3

Zentralballast 2x5.0t

Central ballast 2x5.0t/Balast centralny 2x5.0t

Turmelement TS10.12 x2

Tower sections TS10.12 x2/Element wieży TS10.12 x2

Turmelement TS10.6 x2

Tower sections TS10.6 x2/Element wieży TS10.6 x2

Gegenballast E 2x1.0t

Counter-weight E 2x1.0t/Balast przeciwwagi E 2x1.0t

LKW-Nr. 4

TRUCK NO. 4/AUTO NR 4

Fundamentballast 4x4.0t

Foundation ballast 4x4.0t/Balast fundamentowy 4x4.0t

Gegenausleger kpl.

Counter-jib/Przeciwwysięgnik

Fundamentkreuz kpl. FK410

Cross base FK410/Podstawa krzyżowa FK410

www.krupinskicranes.com



Änderungen vorbehalten! Sämtliche Angaben erfolgen ohne Gewähr.
Subject to alterations! This information is supplied without liability.
Producent zastrzega sobie prawo do wprowadzania zmian.

PN-EN 14439 | C.0.10.0090 (BGL) | A3 (FEM 1.001) | HD4 HC1 (PN-EN 13001-2)